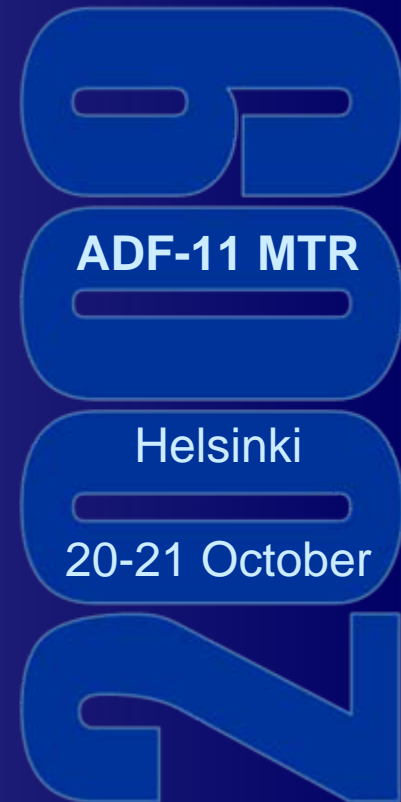


# Progress in Implementing the ADF-11 Results Measurement Framework



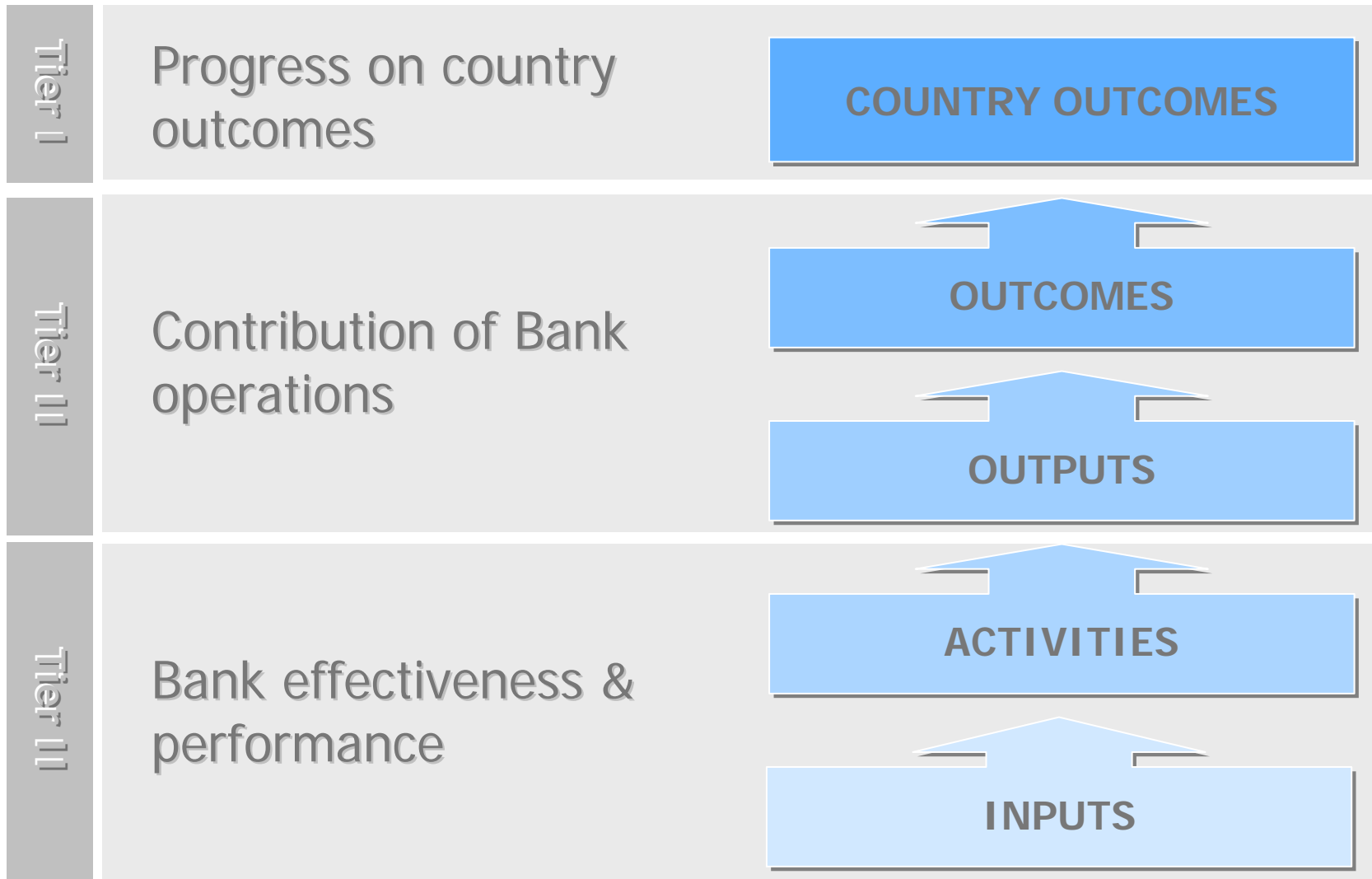
Ellen Goldstein

Director, Quality Assurance & Results Department





# ADF-11 Results Measurement Framework






# Today's Presentation

**1** Progress on Country Outcomes

**2** Contribution of Bank Operations

**3** Bank Effectiveness and Performance



# Assessing Progress on Country Outcomes

- ✓ **Growth/poverty reduction/human development** – Continued strong growth and social progress in 2008.
- ✓ **Regional integration/trade** – Commodity boom helped raise Africa's share of global trade to 3% in 2008.
- ✓ **Private sector and investment climate** – Steady improvement in country indicators.
- **Infrastructure** – Assessment difficult, improvements in water supply and telecommunications.
- **Governance** – No reliable assessment of short-term change. Increased engagement in PEFA and EITI.



Output &  
Outcomes



# Today's Presentation

1 Progress on Country Outcomes

**2 Contribution of Bank Operations**

3 Bank Effectiveness and Performance



## Output & Outcomes



# Assessing the Contribution of Bank Operations

- Improved ability to track outputs and outcomes through **more comprehensive completion reporting (72%)**
- Strong delivery of planned outputs, with **nearly 75% of output indicators achieving/exceeding expectations.**
- Evidence that **outputs contributed to measurable improvements in outcomes** across various ADF priorities.



# Selected Outputs and Outcomes

## TRANSPORT

- ▶ Roads constructed: 4,211km
- ▶ Feeder roads: 8,594 km
- ▶ People with improved access: 41.6 million

## POWER

- ▶ Transmission lines: 3,154 km
- ▶ Power capacity installed: 200 MW
- ▶ People with new electricity connections: 16.6 million

## WATER SUPPLY

- ▶ Wells drilled: 3,641
- ▶ Capacity for drinking water provided: 332,411 m<sup>3</sup>
- ▶ People with new access: 1.7 million.

## AGRICULTURE

- ▶ Improved use of land: 484,560 hectares
- ▶ Heads of livestock provided/vaccinated: 59,373
- ▶ Farmers trained: 416,815



Effectiveness  
& performance



# Today's Presentation

1 Progress on Country Outcomes

2 Contribution of Bank Operations

**3 Bank Effectiveness and Performance**





Effectiveness  
& performance



# The Action Plan for Quality & Results

1 Decentralization

2 Quality at Entry

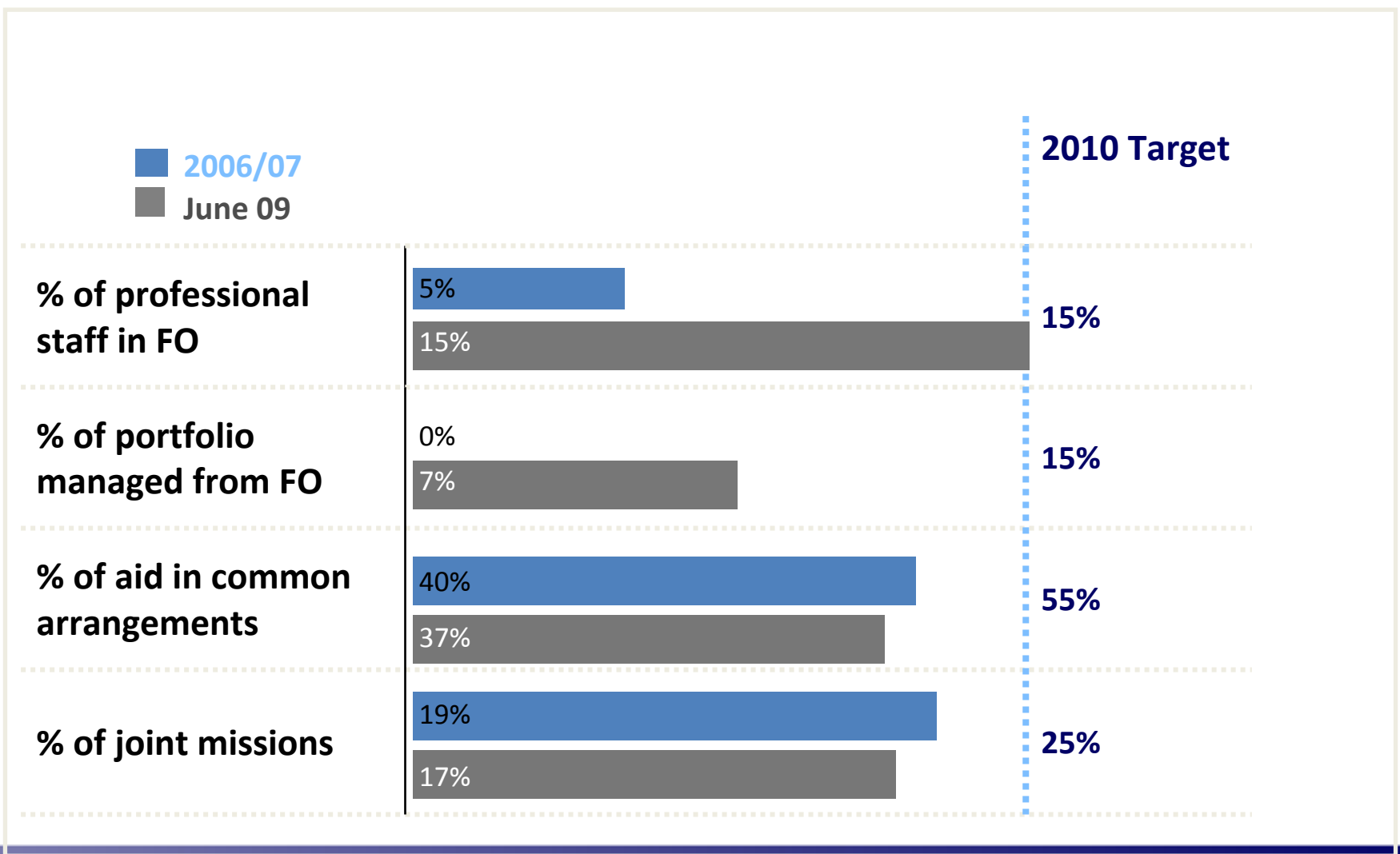
3 Portfolio Supervision

4 Ex-post Evaluation

5 Data and Results Reporting



# Accelerating Decentralization





Effectiveness & performance



# Enhancing Quality at Entry

■ 2006/07

■ June 09

2010 Target

Country strategies with satisf. baseline data at entry

33%

38%

60%

Operations with satisfactory baseline data at entry

37%

50%

60%

Budget support disbursed on schedule

55%

69%

75%

Time from approval to disbursement

24 months

16 months

12 months



Effectiveness & performance



# Instilling Results-based Supervision

■ 2006/07  
■ June 09

2010 Target

Annual disbursement rate of on-going portfolio

18%

21%

22%

Share of operations supervised at least twice a year

36%

45%

50%

Average elapsed procurement time (weeks)

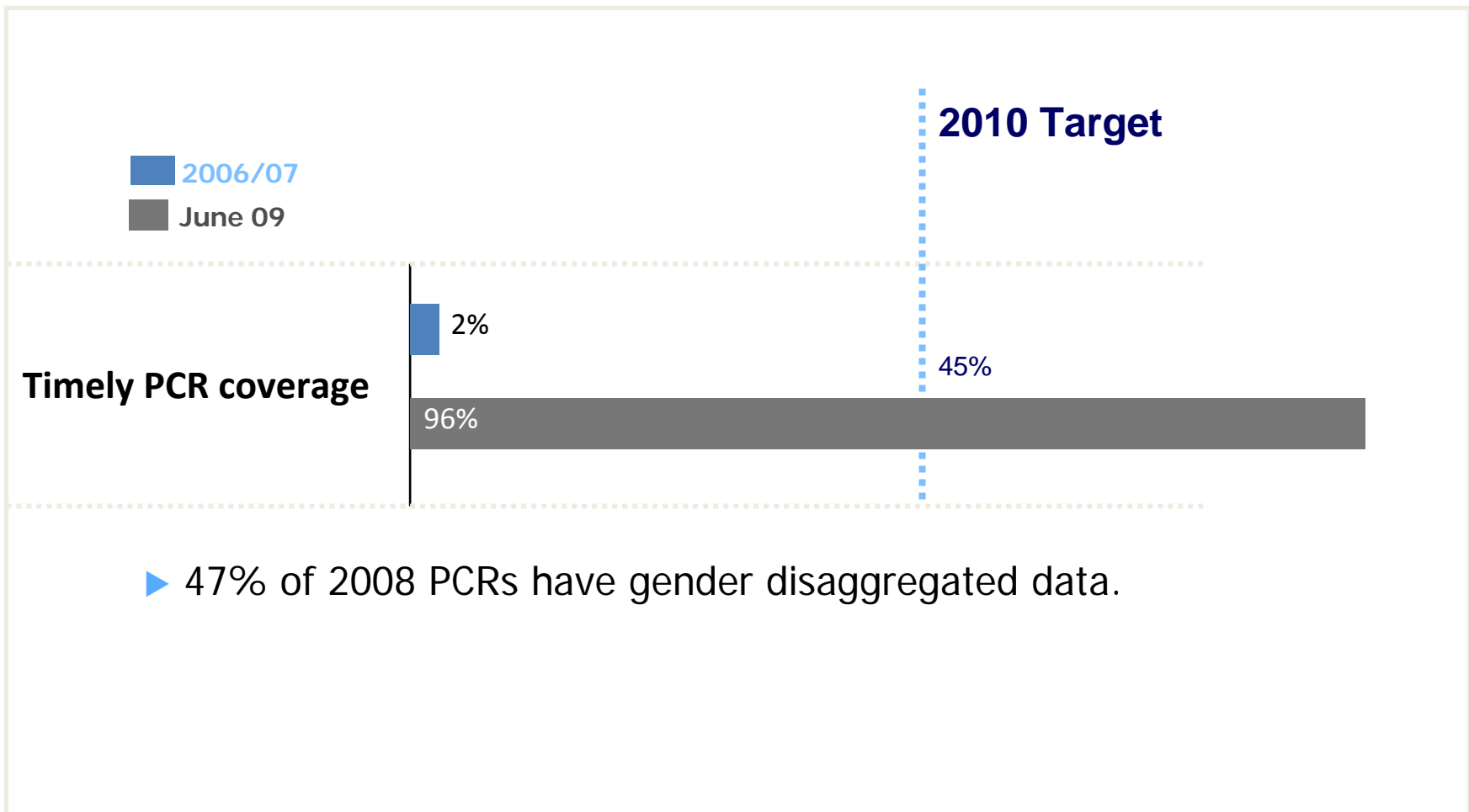
70 weeks

58 weeks

40 weeks



# Enhancing Evaluation for Learning



▶ 47% of 2008 PCRs have gender disaggregated data.



# Strengthening Data and Results Reporting



AFRICAN DEVELOPMENT BANK GROUP


## Results Reporting System

Home AfDB website AfDB intranet SAP Login English | Francais

- Home
- My Operations
- Other Projects
- Logframe
- Project Supervision
- Project Completion
- Country Operation
- E - Learning

Title	Loan Amt (Mn)	Disbursed Pct	LF	PSR	PCR
BARRAGE HYDRO-ELECTRIQUE DE KOMPIENGA	230.4	95	Due	Overdue	Start
ELECTRICITY II (ADB/ADF)	126.4	64	Draft	Not Due	Not Due
EXTENSION DU SYSTEM DES TELECOM INTERNAT	302.4	58	Draft	NA	Not Due
INFRASTRUCTURE DEVELOPMENT SOUTH REGIONS	600	0	Draft	Not Due	Not Due
PALMIER A HUILE RUMONGE PHASE 1	64	72	Due	NA	Not Due
TELECOMMUNICATION II	449.6	1	Draft	NA	Not Due

Log Frame >	Due: 2	Draft: 4	Finalised: 0	> Go To
Supervision >	Overdue: 1	Due: 0	Not Due: 2	> GoTo
Completion >	Mandatory: 0	Start: 1	Not Due: 5	> GoTo



- Core output and outcome indicators adopted for key sectors
- Prototype of web-based Results Reporting System links logical framework, supervision and completion reporting



# Sustained Implementation of Action Plan

- DECENTRALIZATION
  - Transfer *task management responsibilities*.
  - Decentralize *fiduciary decision-making*.
  
- QUALITY AT ENTRY
  - Mainstream *Readiness Reviews*.
  - Develop *frontier training* on quality and results.
  
- PORTFOLIO SUPERVISION
  - Revise *supervision reporting* to focus on results.
  - Build *field office capacity*.



# Sustained Implementation of Action Plan (continued)

## ○ EVALUATION

- Maintain *momentum* on completion reporting.
- Incorporate *lessons learned*.

## ○ DATA AND RESULTS REPORTING

- Mainstream *core sector indicators*.
- Roll out *results reporting system*.

## ○ PARTNERSHIP FOR AID EFFECTIVENESS

- Adhere to *Paris Declaration principles*.
- Sponsor *Africa regional platform* for country capacity.





Thank You