

Revised ADF-12 Replenishment and Resource Allocation Scenarios

ADF-12 Replenishment, Fourth Meeting
September 2010
Tunis, Tunisia



AFRICAN DEVELOPMENT FUND

1. ADF-12 Replenishment Scenarios

Three replenishments scenarios are being submitted to Deputies, which increase the total resources of ADF-12 compared to ADF-11 by 10 percent, 20 percent, and 30 percent respectively, corresponding to increases in donors' subscriptions of 17.7%, 32.1% and 46.5% respectively.¹

Table 1: ADF-12 Replenishment Scenarios

(UA millions)

	10% increase scenario	Increase over ADF-11	20% increase scenario	Increase over ADF-11	30% increase scenario	Increase over ADF-11
Donor Subscriptions	4,142	17.7%	4,648	32.1%	5,155	46.5%
Advance Commitment Capacity	2,046	-0.8%	2,102	1.9%	2,158	4.6%
Total ADF-12 Resources	6,188	10.0%	6,750	20.0%	7,313	30.0%

The ADF-12 exchange rates, which represent the average daily rates for the period 1 December 2009 to 31 May 2010, are as follows.

Table 2: ADF replenishment exchange rates

Currencies	ADF-11	ADF-12
CAD	1.63567	1.59262
CHF	1.84649	1.63550
DKK	8.34592	8.35685
EUR	1.12080	1.12297
GBP	0.76213	0.99056
INR	62.42979	70.36825
JPY	181.66765	139.97830
KRW	1,415.97983	1,759.73269
NOK	8.98045	9.09039
SEK	10.38548	11.15736
USD	1.52487	1.53510
ZAR	10.83028	11.50893

Notes: ADF-11 exchange rates are average daily rates for the period 1 April 2007 to 30 September 2007
ADF-12 exchange rates are average daily rates for the period 1 December 2009 to 31 May 2010

The scenarios below present donors' contributions in UA and in currency expected for the 2011-2013 period, based on donors' respective burden shares in ADF-11. For information purposes, the Annexes also contain data on the grant compensation amount (ADF-9) and the MDRI compensation amount for the 2011-2013 period, based on the update conducted in July 2010, and which has recently been communicated to donors

¹ For reference, the 50% increase in overall resources scenario is shown in Annex I.

Table 3: 10 percent increase scenario

STATE PARTICIPANTS / ETATS PARTICIPANTS	ADF-11 BURDEN SHARE / QUOTE-PART DU FAD-11	UNIT OF OBLIGATION / MONNAIE DE SOUSCRIPTION	ADF-11 SUBSCRIPTIONS / SOUSCRIPTIONS AU FAD-11		ADF-12 SUBSCRIPTIONS / SOUSCRIPTIONS AU FAD-12				
			SUBSCRIPTION in UA / SOUSCRIPTIONS en UC	SUBSCRIPTION in CURRENCY / en DEVISE	UNIT OF OBLIGATION / MONNAIE DE SOUSCRIPTIONS	SUBSCRIPTION in UA / en UC	SUBSCRIPTION in CURRENCY / en DEVISE	Change vs ADF-11 in Ccy / Evolution comp FAD-11 en devise	Change vs ADF-11 in UA / Evolution comp FAD-11 en UC
1 ARGENTINA / ARGENTINE									
2 AUSTRIA / AUTRICHE	2.340%	EUR	86,545,325	97,000,000	EUR	101,877,900	114,405,826	17.94%	17.72%
3 BELGIUM / BELGIQUE	2.075%	EUR	76,730,906	86,000,000	EUR	90,324,736	101,431,969	17.94%	17.72%
4 BRAZIL / BRESIL	0.177%	USD	6,557,936	10,000,000	USD	7,719,756	11,850,597	18.51%	17.72%
5 CANADA / CANADA	4.999%	CAD	184,878,368	302,400,000	CAD	217,631,859	346,604,851	14.62%	17.72%
6 CHINA / CHINE	2.161%	USD	79,900,950	121,838,561	USD	94,056,392	144,385,967	18.51%	17.72%
7 DENMARK / DANEMARK	1.384%	DKK	51,169,774	427,058,844	DKK	60,235,133	503,375,973	17.87%	17.72%
8 FINLAND / FINLANDE	2.413%	EUR	89,221,984	100,000,000	EUR	105,028,763	117,944,150	17.94%	17.72%
9 FRANCE / FRANCE	10.907%	USD	403,328,759	615,023,925	EUR	474,783,441	533,167,560	-	17.72%
10 GERMANY / ALLEMAGNE	10.817%	SDR	400,000,000	400,000,000	SDR	470,864,951	470,864,951	17.72%	17.72%
11 INDIA / INDE	0.174%	INR	6,434,447	401,701,148	INR	7,574,388	532,996,458	32.68%	17.72%
12 ITALY / ITALIE	5.264%	EUR	194,642,996	218,155,870	EUR	229,126,412	257,302,007	17.94%	17.72%
13 JAPAN / JAPON	7.070%	JPY	261,438,952	47,495,000,000	JPY	307,756,098	43,079,175,401	-9.30%	17.72%
14 KOREA / COREE	0.878%	KRW	32,474,255	45,982,890,640	KRW	38,227,472	67,270,131,550	46.29%	17.72%
15 KUWAIT / KOWEIT	0.180%	USD	6,656,705	10,150,609	USD	7,836,022	12,029,078	18.51%	17.72%
16 THE NETHERLANDS / PAYS-BAS	5.437%	EUR	201,061,742	225,350,000	EUR	236,682,318	265,787,142	17.94%	17.72%
17 NORWAY / NORVEGE	4.517%	NOK	167,029,492	1,500,000,000	NOK	196,620,834	1,787,360,060	19.16%	17.72%
18 PORTUGAL / PORTUGAL	0.801%	EUR	29,621,699	33,200,000	EUR	34,869,549	39,157,458	17.94%	17.72%
19 SAUDI ARABIA / ARABIE SAOUDITE	0.443%	USD	16,394,840	25,000,000	USD	19,299,389	29,626,492	18.51%	17.72%
20 SOUTH AFRICA / AFRIQUE DU SUD	0.193%	ZAR	7,146,618	77,399,873	ZAR	8,412,730	96,821,517	25.09%	17.72%
21 SPAIN / ESPAGNE	3.000%	EUR	110,938,734	124,340,133	EUR	130,592,904	146,651,913	17.94%	17.72%
22 SWEDEN / SUEDE	4.354%	SEK	160,994,400	1,672,004,121	SEK	189,516,551	2,114,504,380	26.47%	17.72%
23 SWITZERLAND / SUISSE	2.466%	USD	91,186,540	139,047,619	USD	107,341,364	164,779,728	18.51%	17.72%
24 UNITED ARAB EMIRATES / EMIRATS ARABES UNIS									
25 UNITED KINGDOM / ROYAUME-UNI	14.796%	GBP	547,150,749	417,000,000	GBP	644,085,276	638,005,111	53.00%	17.72%
26 UNITED STATES OF AMERICA / ETATS-UNIS	8.300%	USD	306,944,199	468,050,000	USD	361,323,162	554,667,186	18.51%	17.72%
TOTAL DONOR CONTRIBUTIONS (a) SOUSCRIPTIONS DES DONATEURS	95.15%		3,518,450,369			4,141,787,399			17.72%
SUPPLEMENTARY CONTRIBUTIONS (b) SOUSCRIPTIONS SUPPLEMENTAIRES	1.19%		43,840,867			-			-
TECHNICAL GAP (c) DEFICIT TECHNIQUE	3.67%		135,666,565			211,309,396			55.76%
REPLENISHMENT LEVEL (d) = (a)+(b)+(c) NIVEAU DE RECONSTITUTION	100.00%		3,697,957,802			4,353,096,795			17.72%
ADVANCE COMMITMENT CAPACITY (e) CAPACITE D'ENGAGEMENT ANTICIPE			2,062,970,035			2,046,000,000			-0.82%
TOTAL RESOURCES - GAP INCLUDED (d)+(e) TOTAL DES RESSOURCES - DEFICIT INCLUS			5,760,927,837			6,399,096,795			11.08%
TOTAL RESOURCES - GAP EXCLUDED (d)+(e)-(c) TOTAL DES RESSOURCES - DEFICIT EXCLU			5,625,261,272			6,187,787,399			10.00%

Table 4: 20 percent increase scenario

STATE PARTICIPANTS / ETATS PARTICIPANTS	ADF-11 BURDEN SHARE / QUOTE-PART DU FAD-11	UNIT OF OBLIGATION / MONNAIE DE SOUSCRIPTION	ADF-11 SUBSCRIPTIONS / SOUSCRIPTIONS AU FAD-11		ADF-12 SUBSCRIPTIONS / SOUSCRIPTIONS AU FAD-12				
			SUBSCRIPTION in UA /	SUBSCRIPTION in CURRENCY /	UNIT OF OBLIGATION /	SUBSCRIPTION in UA /	SUBSCRIPTION in CURRENCY /	Change vs ADF-11 in Ccy /	Change vs ADF-11 in UA /
			SOUSCRIPTIONS en UC	SOUSCRIPTIONS en DEVISE	MONNAIE DE SOUSCRIPTIONS	SOUSCRIPTIONS en UC	SOUSCRIPTIONS en DEVISE	Evolution comp FAD-11 en devise	Evolution comp FAD-11 en UC
1 ARGENTINA / ARGENTINE	2.340%	EUR	86,545,325	97,000,000	EUR	114,337,211	128,397,258	32.37%	32.11%
2 AUSTRIA / AUTRICHE	2.075%	EUR	76,730,906	86,000,000	EUR	101,371,136	113,836,744	32.37%	32.11%
3 BELGIUM / BELGIQUE	0.177%	USD	6,557,936	10,000,000	USD	8,663,855	13,299,883	33.00%	32.11%
4 BRAZIL / BRESIL	4.999%	CAD	184,878,368	302,400,000	CAD	244,247,475	388,993,413	28.64%	32.11%
5 CANADA / CANADA	2.161%	USD	79,900,950	121,838,561	USD	105,559,160	162,043,867	33.00%	32.11%
6 CHINA / CHINE	1.384%	DKK	51,169,774	427,058,844	DKK	67,601,680	564,937,096	32.29%	32.11%
7 DENMARK / DANEMARK	2.413%	EUR	89,221,984	100,000,000	EUR	117,873,414	132,368,308	32.37%	32.11%
8 FINLAND / FINLANDE	10.907%	USD	403,328,759	615,023,925	EUR	532,847,797	598,372,090	-	32.11%
9 FRANCE / FRANCE	10.817%	SDR	400,000,000	400,000,000	SDR	528,450,089	528,450,089	32.11%	32.11%
10 GERMANY / ALLEMAGNE	0.174%	INR	6,434,447	401,701,148	INR	8,500,710	598,180,063	48.91%	32.11%
11 INDIA / INDE	5.264%	EUR	194,642,996	218,155,870	EUR	257,147,772	288,769,233	32.37%	32.11%
12 ITALY / ITALIE	7.070%	JPY	261,438,952	47,495,000,000	JPY	345,393,593	48,347,608,031	1.80%	32.11%
13 JAPAN / JAPON	0.878%	KRW	32,474,255	45,982,890,640	KRW	42,902,558	75,497,033,592	64.19%	32.11%
14 KOREA / COREE	0.180%	USD	6,656,705	10,150,609	USD	8,794,340	13,500,192	33.00%	32.11%
15 KUWAIT / KOWEIT	5.437%	EUR	201,061,742	225,350,000	EUR	265,627,738	298,291,981	32.37%	32.11%
16 THE NETHERLANDS / PAYS-BAS	4.517%	NOK	167,029,492	1,500,000,000	NOK	220,666,875	2,005,947,950	33.73%	32.11%
17 NORWAY / NORVEGE	0.801%	EUR	29,621,699	33,200,000	EUR	39,133,973	43,946,278	32.37%	32.11%
18 PORTUGAL / PORTUGAL	0.443%	USD	16,394,840	25,000,000	USD	21,659,637	33,249,709	33.00%	32.11%
19 SAUDI ARABIA / ARABIE SAOUDITE	0.193%	ZAR	7,146,618	77,399,873	ZAR	9,441,577	108,662,451	40.39%	32.11%
20 SOUTH AFRICA / AFRIQUE DU SUD	3.000%	EUR	110,938,734	124,340,133	EUR	146,563,960	164,586,930	32.37%	32.11%
21 SPAIN / ESPAGNE	4.354%	SEK	160,994,400	1,672,004,121	SEK	212,693,762	2,373,100,878	41.93%	32.11%
22 SWEDEN / SUEDE	2.466%	USD	91,186,540	139,047,619	USD	120,468,838	184,931,713	33.00%	32.11%
23 SWITZERLAND / SUISSE	14.796%	GBP	547,150,749	417,000,000	GBP	722,854,654	716,030,906	71.71%	32.11%
24 UNITED ARAB EMIRATES / EMIRATS ARABES UNIS	8.300%	USD	306,944,199	468,050,000	USD	405,511,723	622,501,045	33.00%	32.11%
25 UNITED KINGDOM / ROYAUME-UNI									
26 UNITED STATES OF AMERICA / ETATS-UNIS									
TOTAL DONOR CONTRIBUTIONS (a) SOUSCRIPTIONS DES DONATEURS	95.15%		3,518,450,369			4,648,313,526			32.11%
SUPPLEMENTARY CONTRIBUTIONS (b) SOUSCRIPTIONS SUPPLEMENTAIRES	1.19%		43,840,867			-			-
TECHNICAL GAP (c) DEFICIT TECHNIQUE	3.67%		135,666,565			237,151,797			74.80%
REPLENISHMENT LEVEL (d) = (a)+(b)+(c) NIVEAU DE RECONSTITUTION	100.00%		3,697,957,802			4,885,465,323			32.11%
ADVANCE COMMITMENT CAPACITY (e) CAPACITE D'ENGAGEMENT ANTICIPE			2,062,970,035			2,102,000,000			1.89%
TOTAL RESOURCES - GAP INCLUDED (d)+(e) TOTAL DES RESSOURCES - DEFICIT INCLUS			5,760,927,837			6,987,465,323			21.29%
TOTAL RESOURCES - GAP EXCLUDED (d)+(e)-(c) TOTAL DES RESSOURCES - DEFICIT EXCLU			5,625,261,272			6,750,313,526			20.00%

Table 5: 30 percent increase scenario

STATE PARTICIPANTS / ETATS PARTICIPANTS	ADF-11 BURDEN SHARE / QUOTE-PART DU FAD-11	UNIT OF OBLIGATION / MONNAIE DE SOUSCRIPTION	ADF-11 SUBSCRIPTIONS / SOUSCRIPTIONS AU FAD-11		ADF-12 SUBSCRIPTIONS / SOUSCRIPTIONS AU FAD-12				
			SUBSCRIPTION in UA /	SUBSCRIPTION in CURRENCY /	UNIT OF OBLIGATION /	SUBSCRIPTION in UA /	SUBSCRIPTION in CURRENCY /	Change vs ADF-11 in Ccy /	Change vs ADF-11 in UA /
			SOUSCRIPTIONS en UC	SOUSCRIPTIONS en DEVISE	MONNAIE DE SOUSCRIPTIONS	SOUSCRIPTIONS en UC	SOUSCRIPTIONS en DEVISE	Evolution comp FAD-11 en devise	Evolution comp FAD-11 en UC
1 ARGENTINA / ARGENTINE	2.340%	EUR	86,545,325	97,000,000	EUR	126,796,523	142,388,691	46.79%	46.51%
2 AUSTRIA / AUTRICHE	2.075%	EUR	76,730,906	86,000,000	EUR	112,417,536	126,241,520	46.79%	46.51%
3 BELGIUM / BELGIQUE	0.177%	USD	6,557,936	10,000,000	USD	9,607,954	14,749,170	47.49%	46.51%
4 BRAZIL / BRESIL	4.999%	CAD	184,878,368	302,400,000	CAD	270,863,091	431,381,976	42.65%	46.51%
5 CANADA / CANADA	2.161%	USD	79,900,950	121,838,561	USD	117,061,928	179,701,766	47.49%	46.51%
6 CHINA / CHINE	1.384%	DKK	51,169,774	427,058,844	DKK	74,968,226	626,498,219	46.70%	46.51%
7 DENMARK / DANEMARK	2.413%	EUR	89,221,984	100,000,000	EUR	130,718,065	146,792,465	46.79%	46.51%
8 FINLAND / FINLANDE	10.907%	USD	403,328,759	615,023,925	EUR	590,912,152	663,576,620	-	46.51%
9 FRANCE / FRANCE	10.817%	SDR	400,000,000	400,000,000	SDR	586,035,227	586,035,227	46.51%	46.51%
10 GERMANY / ALLEMAGNE	0.174%	INR	6,434,447	401,701,148	INR	9,427,031	663,363,667	65.14%	46.51%
11 INDIA / INDE	5.264%	EUR	194,642,996	218,155,870	EUR	285,169,132	320,236,380	46.79%	46.51%
12 ITALY / ITALIE	7.070%	JPY	261,438,952	47,495,000,000	JPY	383,031,089	53,616,040,661	12.89%	46.51%
13 JAPAN / JAPON	0.878%	KRW	32,474,255	45,982,890,640	KRW	47,577,644	83,723,935,634	82.08%	46.51%
14 KOREA / COREE	0.180%	USD	6,656,705	10,150,609	USD	9,752,659	14,971,306	47.49%	46.51%
15 KUWAIT / KOWEIT	5.437%	EUR	201,061,742	225,350,000	EUR	294,573,159	330,796,820	46.79%	46.51%
16 THE NETHERLANDS / PAYS-BAS	4.517%	NOK	167,029,492	1,500,000,000	NOK	244,712,915	2,224,535,840	48.30%	46.51%
17 NORWAY / NORVEGE	0.801%	EUR	29,621,699	33,200,000	EUR	43,398,397	48,735,098	46.79%	46.51%
18 PORTUGAL / PORTUGAL	0.443%	USD	16,394,840	25,000,000	USD	24,019,885	36,872,925	47.49%	46.51%
19 SAUDI ARABIA / ARABIE SAOUDITE	0.193%	ZAR	7,146,618	77,399,873	ZAR	10,470,425	120,503,384	55.69%	46.51%
20 SOUTH AFRICA / AFRIQUE DU SUD	3.000%	EUR	110,938,734	124,340,133	EUR	162,535,016	182,521,946	46.79%	46.51%
21 SPAIN / ESPAGNE	4.354%	SEK	160,994,400	1,672,004,121	SEK	235,870,974	2,631,697,375	57.40%	46.51%
22 SWEDEN / SUEDE	2.466%	USD	91,186,540	139,047,619	USD	133,596,312	205,083,698	47.49%	46.51%
23 SWITZERLAND / SUISSE									
24 UNITED ARAB EMIRATES / EMIRATS ARABES UNIS									
25 UNITED KINGDOM / ROYAUME-UNI	14.796%	GBP	547,150,749	417,000,000	GBP	801,624,033	794,056,702	90.42%	46.51%
26 UNITED STATES OF AMERICA / ETATS-UNIS	8.300%	USD	306,944,199	468,050,000	USD	449,700,283	690,334,904	47.49%	46.51%
TOTAL DONOR CONTRIBUTIONS (a) SOUSCRIPTIONS DES DONATEURS	95.15%		3,518,450,369			5,154,839,653			46.51%
SUPPLEMENTARY CONTRIBUTIONS (b) SOUSCRIPTIONS SUPPLEMENTAIRES	1.19%		43,840,867			-			-
TECHNICAL GAP (c) DEFICIT TECHNIQUE	3.67%		135,666,565			262,994,198			93.85%
REPLENISHMENT LEVEL (d) = (a)+(b)+(c) NIVEAU DE RECONSTITUTION	100.00%		3,697,957,802			5,417,833,851			46.51%
ADVANCE COMMITMENT CAPACITY (e) CAPACITE D'ENGAGEMENT ANTICIPE			2,062,970,035			2,158,000,000			4.61%
TOTAL RESOURCES - GAP INCLUDED (d)+(e) TOTAL DES RESSOURCES - DEFICIT INCLUS			5,760,927,837			7,575,833,851			31.50%
TOTAL RESOURCES - GAP EXCLUDED (d)+(e)-(c) TOTAL DES RESSOURCES - DEFICIT EXCLU			5,625,261,272			7,312,839,653			30.00%

2. Revised ADF-12 Resource Allocation Scenarios

The resource allocation scenarios have been adjusted to reflect Deputies' discussions in Abidjan and the guidance received.

The key variables are now set as follows:

- the size of the overall replenishment: the number of scenarios is limited to three different increases in overall replenishment size, i.e. 10 percent, 20 percent and 30 percent increase as compared to ADF-11 resources;
- the modalities of the Fragile States Facility (FSF): a fixed amount of UA 764 million, which will allow a two-times supplemental allocation for ten potentially eligible fragile states² (Pillar I, UA 405 million) and a reduced amount for arrears clearance (Pillar II, UA 359 million). No allocation of ADF-12 resources is proposed for the targeted support window (Pillar III);
- the size of the RO envelope: building on the reinforced link to performance and a strengthened selection/prioritization framework, the scenarios consider a Regional Operations envelope worth 20 percent of the available ADF-12 resources³.

² See Table 1, page 7, of the ADF-12 replenishment paper "Resource Allocation", April 2010, discussed at the Abidjan meeting

³ Less technical contingencies, i.e. 19.7% of the overall replenishment size

Presentation of the Scenarios

Two summary graphs are presented following this section. The first graph shows each replenishment scenario in nominal terms (millions of UA), while the second graph shows each scenario in percentage terms⁴.

Each graph presents two columns for each allocation scenario (10, 20 and 30 percent):

A. Use of Funds. The stacked bars on the left show the scenario in terms of end-use of resources:

1. in white, performance based allocations (PBAs) for national projects;
2. in light blue, PBAs used to finance cost-sharing of ROs;
3. in blue, the RO envelope covering the remaining two-thirds of RO costs and Regional Public Goods;
4. in red, the Fragile States Facility.

The amount of PBA used for cost-sharing in ROs is estimated by first deducting 15% from the RO envelope for regional public goods and then assuming a regular one third-two thirds cost-sharing split for the remainder of the RO envelope.

The black box on the bar provides the total amount of resources for PBAs (the sum of 1 and 2 above). The blue box provides the total amount of resources used for ROs (the sum of 2 and 3 above).

B. Allocation of Funds. The stacked bars on the right show the scenario in terms of how the resources are allocated: direct PBA (white), PBA-linked mechanisms (light grey) and non-PBA linked (dark grey). All resources for country allocations are allocated directly through the PBA. PBA-linked resources include the Fragile States Facility two times top-up (Pillar I) and the RO envelope used to complement the use of PBAs to finance ROs. Non-PBA linked resources include the use of the RO envelope to finance regional public goods and arrears clearance operations under the Fragile States Facility (Pillar II)⁵.

An example

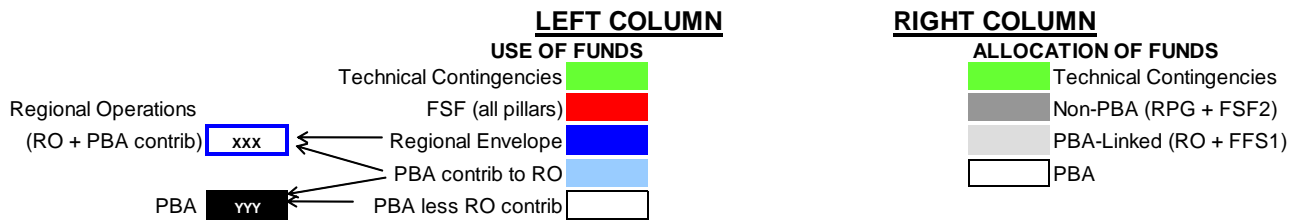
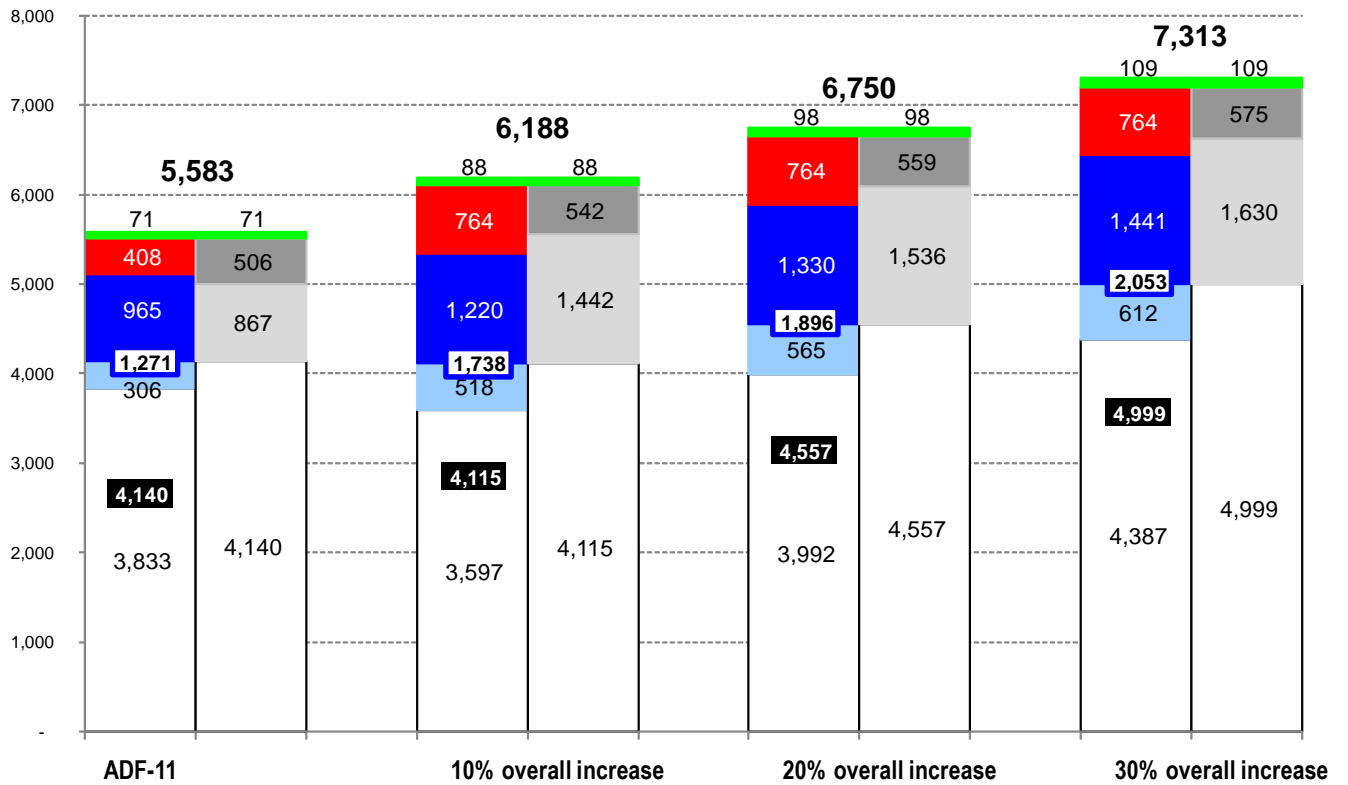
In the 30 percent scenario, total resources come to UA 7,313 million. Of these, resources allocated directly or indirectly through the PBA system amount to UA 6,629 million, which is 90.6 percent of total resources. UA 4,999 million (68.4 percent) is allocated directly through the PBA. PBA-linked resources for cost-shared ROs and the two-times top-up, FSF Pillar I, total UA 1,630 million, or 22.3 percent. Only UA 575 million (RPGs and FSF Pillar II) are not linked to the PBA system (7.9 percent).

PBA allocations total UA 4,999 million (68.4 percent of total resources). UA 764 million (10.4 percent) are set aside for the FSF. The RO envelope equals UA 1,441 million (19.7 percent). Of the PBA allocations, UA 612 million will be used for cost-sharing of ROs, leaving UA 4,387 million for national operations. The total amount to be spent on ROs equals UA 2,053 million.

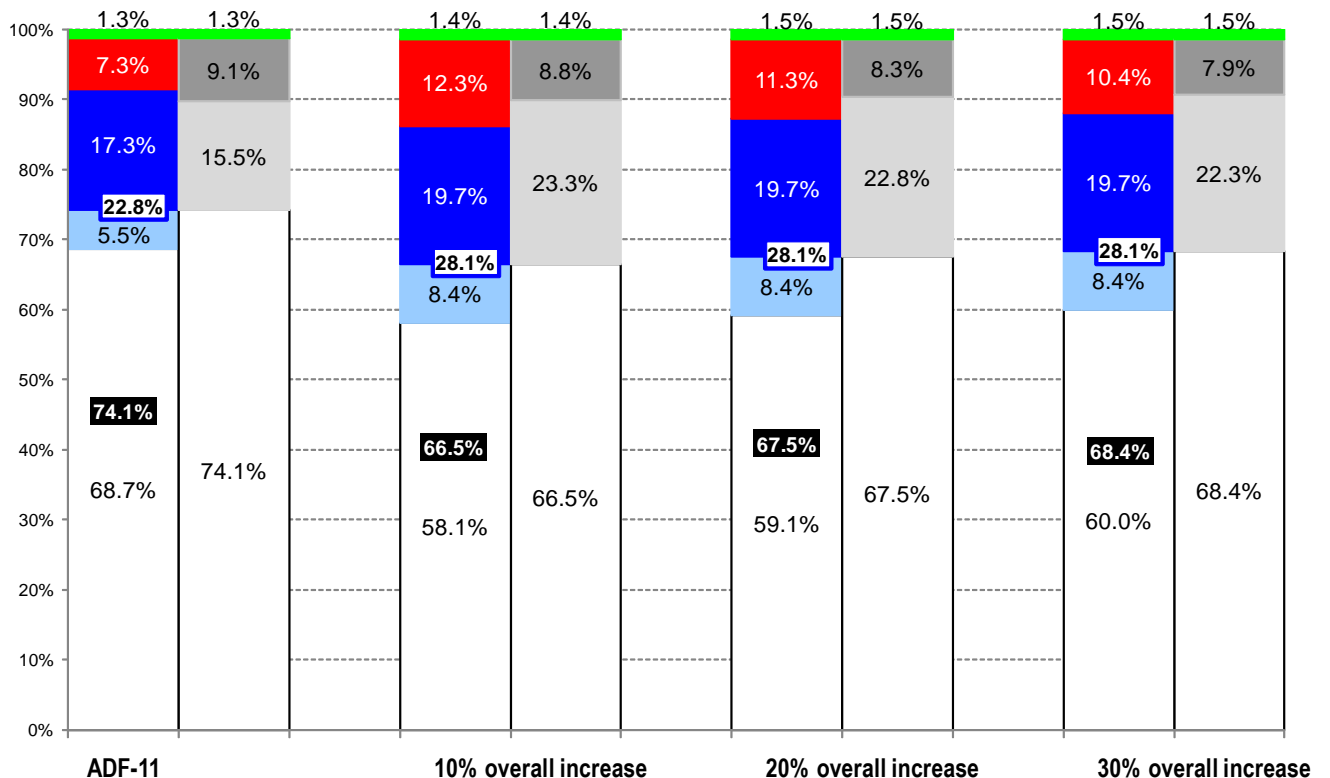
⁴ The file used to generate the graphs includes graphs for all scenarios and is available upon request.

⁵ Targeted assistance (FSF Pillar III) is also not PBA-linked, but this pillar will not received ADF-12 resources and is thus not included in these scenarios.

Selected Scenarios: +10%, +20% & +30% overall increase - in UA million



Selected Scenarios: +10%, +20% & +30% overall increase - in percent



Annex I: 50 percent increase scenario

STATE PARTICIPANTS / ETATS PARTICIPANTS	ADF-11 / FAD-11				ADF-12 SUBSCRIPTIONS / SOUSCRIPTIONS AU FAD-12				
	ADF-11 BURDEN SHARE / QUOTE-PART DU FAD-11	UNIT OF OBLIGATION / MONNAIE DE SOUSCRIPTION	SUBSCRIPTION IN UA / SOUSCRIPTION EN UC	SUBSCRIPTION IN CURRENCY / SOUSCRIPTION EN DEVICES	UNIT OF OBLIGATION / MONNAIE DE SOUSCRIPTION	SUBSCRIPTION IN UA / SOUSCRIPTION EN UC	SUBSCRIPTION IN CURRENCY / SOUSCRIPTION EN DEVICES	Change vs ADF-11 in Ccy / Evolution comp FAD-11 en devises	Change vs ADF-11 in UA / Evolution comp FAD-11 en UC
1 ARGENTINA / ARGENTINE									
2 AUSTRIA / AUTRICHE	2.340%	EUR	86,545,325	97,000,000	EUR	151,887,328	170,564,913	75.84%	75.50%
3 BELGIUM / BELGIQUE	2.075%	EUR	76,730,906	86,000,000	EUR	134,662,992	151,222,500	75.84%	75.50%
4 BRAZIL / BRESIL	0.177%	USD	6,557,936	10,000,000	USD	11,509,199	17,667,772	76.68%	75.50%
5 CANADA / CANADA	4.999%	CAD	184,878,368	302,400,000	CAD	324,462,140	516,744,894	70.88%	75.50%
6 CHINA / CHINE	2.161%	USD	79,900,950	121,838,561	USD	140,226,428	215,261,590	76.68%	75.50%
7 DENMARK / DANEMARK	1.384%	DKK	51,169,774	427,058,844	DKK	89,803,121	750,471,216	75.73%	75.50%
8 FINLAND / FINLANDE	2.413%	EUR	89,221,984	100,000,000	EUR	156,584,874	175,840,116	75.84%	75.50%
9 FRANCE / FRANCE	10.907%	USD	403,328,759	615,023,925	EUR	707,843,292	794,886,781	-	75.50%
10 GERMANY / ALLEMAGNE	10.817%	SDR	400,000,000	400,000,000	SDR	702,001,308	702,001,308	75.50%	75.50%
11 INDIA / INDE	0.174%	INR	6,434,447	401,701,148	INR	11,292,475	794,631,689	97.82%	75.50%
12 ITALY / ITALIE	5.264%	EUR	194,642,996	218,155,870	EUR	341,599,095	383,605,536	75.84%	75.50%
13 JAPAN / JAPON	7.070%	JPY	261,438,952	47,495,000,000	JPY	458,826,216	64,225,713,672	35.23%	75.50%
14 KOREA / COREE	0.878%	KRW	32,474,255	45,982,890,640	KRW	56,992,424	100,291,432,400	118.11%	75.50%
15 KUWAIT / KOWEIT	0.180%	USD	6,656,705	10,150,609	USD	11,682,538	17,933,865	76.68%	75.50%
16 THE NETHERLANDS / PAYS-BAS	5.437%	EUR	201,061,742	225,350,000	EUR	352,864,014	396,255,702	75.84%	75.50%
17 NORWAY / NORVEGE	4.517%	NOK	167,029,492	1,500,000,000	NOK	293,137,305	2,664,732,422	77.65%	75.50%
18 PORTUGAL / PORTUGAL	0.801%	EUR	29,621,699	33,200,000	EUR	51,986,178	58,378,919	75.84%	75.50%
19 SAUDI ARABIA / ARABIE SAOUDITE	0.443%	USD	16,394,840	25,000,000	USD	28,772,998	44,169,430	76.68%	75.50%
20 SOUTH AFRICA / AFRIQUE DU SUD	0.193%	ZAR	7,146,618	77,399,873	ZAR	12,542,338	144,348,888	86.50%	75.50%
21 SPAIN / ESPAGNE	3.000%	EUR	110,938,734	124,340,133	EUR	194,697,841	218,639,835	75.84%	75.50%
22 SWEDEN / SUEDE	4.354%	SEK	160,994,400	1,672,004,121	SEK	282,545,699	3,152,464,076	88.54%	75.50%
23 SWITZERLAND / SUISSE	2.466%	USD	91,186,540	139,047,619	USD	160,032,676	245,666,161	76.68%	75.50%
24 UNITED ARAB.EMIRATES / EMIRATS ARABES UNIS									
25 UNITED KINGDOM / ROYAUME-UNI	14.796%	GBP	547,150,749	417,000,000	GBP	960,251,354	951,186,581	128.10%	75.50%
26 UNITED STATES OF AMERICA / ETATS-UNIS	8.300%	USD	306,944,199	468,050,000	USD	538,688,072	826,940,060	76.68%	75.50%
TOTAL DONOR CONTRIBUTIONS (a)	95.15%		3,518,450,369			6,174,891,907.56			75.50%
SUPPLEMENTARY CONTRIBUTIONS (b)	1.19%		43,840,867			-			
TECHNICAL GAP (c)	3.67%		135,666,565			315,036,131.50			132.21%
REPLENISHMENT LEVEL (d) = (a)+(b)+(c)	100.00%		3,697,957,802			6,489,928,039.06			75.50%
ADVANCE COMMITMENT CAPACITY (e)			2,062,970,035			2,263,000,000.00			9.70%
TOTAL RESOURCES GAP INCLUDED (d)+(e)			5,760,927,837			8,752,928,039.06			51.94%
TOTAL RESOURCES - GAP EXCLUDED (d)+(e)-(c)			5,625,261,272			8,437,891,907.56			50.00%

Annex II: ADF-12 Scenario: 10 percent increase in overall resources, with Grant Compensation and MDRI costs

STATE PARTICIPANTS / ETATS PARTICIPANTS	ADF-11 BURDEN SHARE / QUOTE-PART DU FAD-11	ADF-12 SUBSCRIPTIONS / SOUSCRIPTIONS AU FAD-12 - A -					ADF-9 GRANT COMPENSATION / COMPENSATION DES DONS DU FAD- 9 - B -		MDRI CONTRIBUTION FOR ADF-12 PERIOD / CONTRIBUTION AU TITRE DE L'ADM POUR LA PERIODE DU FAD-12 (2011-2013) - C -		TOTAL CONTRIBUTIONS / TOTAL DES CONTRIBUTIONS (A+B+C)	
		UNIT OF OBLIGATION / MONNAIE DE SOUSCRIPTIONS	SUBSCRIPTION in UA / SOUSCRIPTIONS en UC	SUBSCRIPTION in CURRENCY / SOUSCRIPTIONS en DEVISE	Change vs ADF-11 in Ccy / Evolution comp FAD-11 en devise	Change vs ADF-11 in UA / Evolution comp FAD-11 en UC	In UA/ En UC	In Ccy / En Devise	In UA/ En UC	In Ccy / En Devise	In UA/ En UC	In Ccy / En Devise
		1 ARGENTINA / ARGENTINE	2.340%	EUR	101,877,900	114,405,826	17.94%	17.72%	1,037	1,164	5,614,537	6,304,956
2 AUSTRIA / AUTRICHE	2.075%	EUR	90,324,736	101,431,969	17.94%	17.72%	1,745	1,959	7,329,522	8,230,834	97,656,003	109,664,762
3 BELGIUM / BELGIQUE	0.177%	USD	7,719,756	11,850,597	18.51%	17.72%	371	570	-	-	7,720,127	11,851,167
4 BRAZIL / BRESIL	4.999%	CAD	217,631,859	346,604,851	14.62%	17.72%	4,758	7,578	1,287,814	2,050,999	218,924,431	348,663,428
5 CANADA / CANADA	2.161%	USD	94,056,392	144,385,967	18.51%	17.72%	1,736	2,665	7,764,155	11,918,754	101,822,283	156,307,387
6 CHINA / CHINE	1.384%	DKK	60,235,133	503,375,973	17.87%	17.72%	3,172	26,509	5,143,801	42,985,970	65,382,106	546,388,452
7 DENMARK / DANEMARK	2.413%	EUR	105,028,763	117,944,150	17.94%	17.72%	1,586	1,781	7,092,712	7,964,902	112,123,061	125,910,834
8 FINLAND / FINLANDE	10.907%	EUR	474,783,441	533,167,560	-	17.72%	7,748	8,701	43,501,965	48,851,401	518,293,153	582,027,663
9 FRANCE / FRANCE	10.817%	SDR	470,864,951	470,864,951	17.72%	17.72%	8,834	8,834	31,254,513	31,254,513	502,128,297	-
10 GERMANY / ALLEMAGNE	0.174%	INR	7,574,388	532,996,458	32.68%	17.72%	184	12,948	822,862	57,903,379	8,397,435	590,912,786
11 INDIA / INDE	5.264%	EUR	229,126,412	257,302,087	17.94%	17.72%	4,547	5,106	22,619,911	25,401,481	251,750,870	282,708,674
12 ITALY / ITALIE	7.070%	JPY	307,756,098	43,079,175,401	-9.30%	17.72%	9,323	1,305,010	31,595,073	4,422,624,640	339,360,494	47,503,105,051
13 JAPAN / JAPON	0.878%	KRW	38,227,472	67,270,131,550	46.29%	17.72%	672	1,183,402	1,961,257	3,451,288,716	40,189,402	70,722,603,668
14 KOREA / COREE	0.180%	USD	7,836,022	12,029,078	18.51%	17.72%	177	271	789,655	1,212,200	8,625,854	13,241,548
15 KUWAIT / KOWEIT	5.437%	EUR	236,682,318	265,787,142	17.94%	17.72%	3,912	4,393	15,603,966	17,522,785	252,290,195	283,314,321
16 THE NETHERLANDS / PAYS-BAS	4.517%	NOK	196,620,834	1,787,360,060	19.16%	17.72%	3,743	34,026	16,738,799	152,162,215	213,363,376	1,939,556,300
17 NORWAY / NORVEGE	0.801%	EUR	34,869,549	39,157,458	17.94%	17.72%	679	762	2,672,568	3,001,214	37,542,796	42,159,434
18 PORTUGAL / PORTUGAL	0.443%	USD	19,299,389	29,626,492	18.51%	17.72%	571	877	1,423,736	2,185,577	20,723,696	31,812,945
19 SAUDI ARABIA / ARABIE SAOUDITE	0.193%	ZAR	8,412,730	96,821,517	25.09%	17.72%	125	1,435	-	-	8,412,854	96,822,952
20 SOUTH AFRICA / AFRIQUE DU SUD	3.000%	EUR	130,592,904	146,651,913	17.94%	17.72%	2,426	2,725	459,548	516,058	131,054,878	147,170,696
21 SPAIN / ESPAGNE	4.354%	SEK	189,516,551	2,114,504,380	26.47%	17.72%	4,229	47,190	18,913,898	211,029,165	208,434,678	2,325,580,735
22 SWEDEN / SUEDE	2.466%	USD	107,341,364	164,779,728	18.51%	17.72%	3,172	4,870	12,139,068	18,634,683	119,483,604	183,419,280
23 SWITZERLAND / SUISSE												
24 UNITED ARAB.EMIRATES / EMIRATS ARABES UNIS	14.796%	GBP	644,085,276	638,005,111	53.00%	17.72%	5,816	5,761	32,917,008	32,606,271	677,008,099	670,617,142
25 UNITED KINGDOM / ROYAUME-UNI	8.300%	USD	361,323,162	554,667,186	18.51%	17.72%	12,497	19,184	40,063,919	61,502,123	401,399,578	616,188,493
26 UNITED STATES OF AMERICA / ETATS-UNIS												
TOTAL DONOR CONTRIBUTIONS (a) SOUSCRIPTIONS DES DONATEURS	95.15%		4,141,787,399			17.72%	83,060		307,710,285		4,449,580,744	
SUPPLEMENTARY CONTRIBUTIONS (b) SOUSCRIPTIONS SUPPLEMENTAIRES	1.19%		-									
TECHNICAL GAP (c) DEFICIT TECHNIQUE	3.67%		211,309,396			55.76%			2,187,094			
REPLENISHMENT LEVEL (d) = (a)+(b)+(c) NIVEAU DE RECONSTITUTION	100.00%		4,353,096,795			17.72%						
ADVANCE COMMITMENT CAPACITY (e) CAPACITE D'ENGAGEMENT ANTICIPE			2,046,000,000			-0.82%						
TOTAL RESOURCES - GAP INCLUDED (d)+(e) TOTAL DES RESSOURCES - DEFICIT INCLUS			6,399,096,795			11.08%						
TOTAL RESOURCES - GAP EXCLUDED (d)+(e)-(c) TOTAL DES RESSOURCES - DEFICIT EXCLU			6,187,787,399			10.00%						

Annex III: ADF-12 Scenario: 20 percent increase in overall resources, with Grant Compensation and MDRI costs

STATE PARTICIPANTS / ETATS PARTICIPANTS	ADF-11 BURDEN SHARE / QUOTE-PART DU FAD-11	ADF-12 SUBSCRIPTIONS / SOUSCRIPTIONS AU FAD-12 - A -					ADF-9 GRANT COMPENSATION / COMPENSATION DES DONS DU FAD- 9 - B -		MDRI CONTRIBUTION FOR ADF-12 PERIOD / CONTRIBUTION AU TITRE DE L'IADM POUR LA PERIODE DU FAD-12 (2011-2013) - C -		TOTAL CONTRIBUTIONS / TOTAL DES CONTRIBUTIONS (A+B+C)	
		UNIT OF OBLIGATION /	SUBSCRIPTION in UA /	SUBSCRIPTION in CURRENCY /	Change vs ADF-11 in Ccy /	Change vs ADF-11 in UA /	In UA/	In Ccy /	In UA/	In Ccy /	In UA/	In Ccy /
		MONNAIE DE SOUSCRIPTIONS	SOUSCRIPTIONS en UC	SOUSCRIPTIONS en DEVISE	Evolution comp FAD-11 en devise	Evolution comp FAD-11 en UC	En UC	En Devise	En UC	En Devise	En UC	En Devise
1 ARGENTINA / ARGENTINE												
2 AUSTRIA / AUTRICHE	2.340%	EUR	114,337,211	128,397,258	32.37%	32.11%	1,037	1,164	5,614,537	6,304,956	119,952,785	134,703,379
3 BELGIUM / BELGIQUE	2.075%	EUR	101,371,136	113,836,744	32.37%	32.11%	1,745	1,959	7,329,522	8,230,834	108,702,403	122,069,537
4 BRAZIL / BRESIL	0.177%	USD	8,663,855	13,299,883	33.00%	32.11%	371	570	-	-	8,664,226	13,300,453
5 CANADA / CANADA	4.999%	CAD	244,247,475	388,993,413	28.64%	32.11%	4,758	7,578	1,287,814	2,050,999	245,540,047	391,051,990
6 CHINA / CHINE	2.161%	USD	105,559,160	162,043,867	33.00%	32.11%	1,736	2,665	7,764,155	11,918,754	113,325,051	173,965,286
7 DENMARK / DANEMARK	1.384%	DKK	67,601,680	564,937,096	32.29%	32.11%	3,172	26,509	5,143,801	42,985,970	72,748,652	607,949,575
8 FINLAND / FINLANDE	2.413%	EUR	117,873,414	132,368,308	32.37%	32.11%	1,586	1,781	7,092,712	7,964,902	124,967,712	140,334,991
9 FRANCE / FRANCE	10.907%	EUR	532,847,797	598,372,090	-	32.11%	7,748	8,701	43,501,965	48,851,401	576,357,509	647,232,192
10 GERMANY / ALLEMAGNE	10.817%	SDR	528,450,089	528,450,089	32.11%	32.11%	8,834	8,834	31,254,513	31,254,513	559,713,435	-
11 INDIA / INDE	0.174%	INR	8,500,710	598,180,063	48.91%	32.11%	184	12,948	822,862	57,903,379	9,323,756	656,096,390
12 ITALY / ITALIE	5.264%	EUR	257,147,772	288,769,233	32.37%	32.11%	4,547	5,106	22,619,911	25,401,481	279,772,229	314,175,820
13 JAPAN / JAPON	7.070%	JPY	345,393,593	48,347,608,031	1.80%	32.11%	9,323	1,305,010	31,595,073	4,422,624,640	376,997,990	52,771,537,681
14 KOREA / COREE	0.878%	KRW	42,902,558	75,497,033,592	64.19%	32.11%	672	1,183,402	1,961,257	3,451,288,716	44,864,488	78,949,505,710
15 KUWAIT / KOWEIT	0.180%	USD	8,794,340	13,500,192	33.00%	32.11%	177	271	789,655	1,212,200	9,584,172	14,712,663
16 THE NETHERLANDS / PAYS-BAS	5.437%	EUR	265,627,738	298,291,981	32.37%	32.11%	3,912	4,393	15,603,966	17,522,785	281,235,616	315,819,160
17 NORWAY / NORVEGE	4.517%	NOK	220,666,875	2,005,947,950	33.73%	32.11%	3,743	34,026	16,738,799	152,162,215	237,409,417	2,158,144,191
18 PORTUGAL / PORTUGAL	0.801%	EUR	39,133,973	43,946,278	32.37%	32.11%	679	762	2,672,568	3,001,214	41,807,220	46,948,254
19 SAUDI ARABIA / ARABIE SAOUDITE	0.443%	USD	21,659,637	33,249,709	33.00%	32.11%	571	877	1,423,736	2,185,577	23,083,944	35,436,162
20 SOUTH AFRICA / AFRIQUE DU SUD	0.193%	ZAR	9,441,577	108,662,451	40.39%	32.11%	125	1,435	-	-	9,441,702	108,663,886
21 SPAIN / ESPAGNE	3.000%	EUR	146,563,960	164,586,930	32.37%	32.11%	2,426	2,725	459,548	516,058	147,025,934	165,105,713
22 SWEDEN / SUEDE	4.354%	SEK	212,693,762	2,373,100,878	41.93%	32.11%	4,229	47,190	18,913,898	211,029,165	231,611,890	2,584,177,233
23 SWITZERLAND / SUISSE	2.466%	USD	120,468,838	184,931,713	33.00%	32.11%	3,172	4,870	12,139,068	18,634,683	132,611,077	203,571,265
24 UNITED ARAB.EMIRATES / EMIRATS ARABES UNIS												
25 UNITED KINGDOM / ROYAUME-UNI	14.796%	GBP	722,854,654	716,030,906	71.71%	32.11%	5,816	5,761	32,917,008	32,606,271	755,777,478	748,642,938
26 UNITED STATES OF AMERICA / ETATS-UNIS	8.300%	USD	405,511,723	622,501,045	33.00%	32.11%	12,497	19,184	40,063,919	61,502,123	445,588,139	684,022,352
TOTAL DONOR CONTRIBUTIONS (a) SOUSCRIPTIONS DES DONATEURS	95.15%		4,648,313,526			32.11%	83,060		307,710,285		4,956,106,871	
SUPPLEMENTARY CONTRIBUTIONS (b) SOUSCRIPTIONS SUPPLEMENTAIRES	1.19%		-									
TECHNICAL GAP (c) DEFICIT TECHNIQUE	3.67%		237,151,797			74.80%			2,187,094			
REPLENISHMENT LEVEL (d) = (a)+(b)+(c) NIVEAU DE RECONSTITUTION	100.00%		4,885,465,323			32.11%						
ADVANCE COMMITMENT CAPACITY (e) CAPACITE D'ENGAGEMENT ANTICIPE			2,102,000,000			1.89%						
TOTAL RESOURCES - GAP INCLUDED (d)+(e) TOTAL DES RESSOURCES - DEFICIT INCLUS			6,987,465,323			21.29%						
TOTAL RESOURCES - GAP EXCLUDED (d)+(e)-(c) TOTAL DES RESSOURCES - DEFICIT EXCLU			6,750,313,526			20.00%						

Annex IV: ADF-12 Scenario: 30 percent increase in overall resources, with Grant Compensation and MDRI costs

STATE PARTICIPANTS / ETATS PARTICIPANTS	ADF-11 BURDEN SHARE / QUOTE-PART DU FAD-11	ADF-12 SUBSCRIPTIONS / SOUSCRIPTIONS AU FAD-12 - A -					ADF-9 GRANT COMPENSATION / COMPENSATION DES DONS DU FAD- 9 - B -		MDRI CONTRIBUTION FOR ADF-12 PERIOD / CONTRIBUTION AU TITRE DE L'IADM POUR LA PERIODE DU FAD-12 (2011-2013) - C -		TOTAL CONTRIBUTIONS / TOTAL DES CONTRIBUTIONS (A+B+C)	
		UNIT OF OBLIGATION / MONNAIE DE SOUSCRIPTIONS	SUBSCRIPTION in UA / SOUSCRIPTIONS en UC	SUBSCRIPTION in CURRENCY / SOUSCRIPTIONS en DEVISE	Change vs ADF-11 in Ccy / Evolution comp FAD-11 en devise	Change vs ADF-11 in UA / Evolution comp FAD-11 en UC	In UA/ En UC	In Ccy / En Devise	In UA/ En UC	In Ccy / En Devise	In UA/ En UC	In Ccy / En Devise
		1 ARGENTINA / ARGENTINE										
2 AUSTRIA / AUTRICHE	2.340%	EUR	126,796,523	142,388,691	46.79%	46.51%	1,037	1,164	5,614,537	6,304,956	132,412,096	148,694,811
3 BELGIUM / BELGIQUE	2.075%	EUR	112,417,536	126,241,520	46.79%	46.51%	1,745	1,959	7,329,522	8,230,834	119,748,802	134,474,313
4 BRAZIL / BRESIL	0.177%	USD	9,607,954	14,749,170	47.49%	46.51%	371	570	-	-	9,608,325	14,749,740
5 CANADA / CANADA	4.999%	CAD	270,863,091	431,381,976	42.65%	46.51%	4,758	7,578	1,287,814	2,050,999	272,155,663	433,440,552
6 CHINA / CHINE	2.161%	USD	117,061,928	179,701,766	47.49%	46.51%	1,736	2,665	7,764,155	11,918,754	124,827,819	191,623,185
7 DENMARK / DANEMARK	1.384%	DKK	74,968,226	626,498,219	46.70%	46.51%	3,172	26,509	5,143,801	42,985,970	80,115,199	669,510,698
8 FINLAND / FINLANDE	2.413%	EUR	130,718,065	146,792,465	46.79%	46.51%	1,586	1,781	7,092,712	7,964,902	137,812,362	154,759,148
9 FRANCE / FRANCE	10.907%	EUR	590,912,152	663,576,620	-	46.51%	7,748	8,701	43,501,965	48,851,401	634,421,865	712,436,722
10 GERMANY / ALLEMAGNE	10.817%	SDR	586,035,227	586,035,227	46.51%	46.51%	8,834	8,834	31,254,513	31,254,513	617,298,574	-
11 INDIA / INDE	0.174%	INR	9,427,031	663,363,667	65.14%	46.51%	184	12,948	822,862	57,903,379	10,250,077	721,279,995
12 ITALY / ITALIE	5.264%	EUR	285,169,132	320,236,380	46.79%	46.51%	4,547	5,106	22,619,911	25,401,481	307,793,589	345,642,967
13 JAPAN / JAPON	7.070%	JPY	383,031,089	53,616,040,661	12.89%	46.51%	9,323	1,305,010	31,595,073	4,422,624,640	414,635,485	58,039,970,310
14 KOREA / COREE	0.878%	KRW	47,577,644	83,723,935,634	82.08%	46.51%	672	1,183,402	1,961,257	3,451,288,716	49,539,574	87,176,407,752
15 KUWAIT / KOWEIT	0.180%	USD	9,752,659	14,971,306	47.49%	46.51%	177	271	789,655	1,212,200	10,542,490	16,183,777
16 THE NETHERLANDS / PAYS-BAS	5.437%	EUR	294,573,159	330,796,820	46.79%	46.51%	3,912	4,393	15,603,966	17,522,785	310,181,036	348,323,998
17 NORWAY / NORVEGE	4.517%	NOK	244,712,915	2,224,535,840	48.30%	46.51%	3,743	34,026	16,738,799	152,162,215	261,455,458	2,376,732,081
18 PORTUGAL / PORTUGAL	0.801%	EUR	43,398,397	48,735,098	46.79%	46.51%	679	762	2,672,568	3,001,214	46,071,644	51,737,075
19 SAUDI ARABIA / ARABIE SAOUDITE	0.443%	USD	24,019,885	36,872,925	47.49%	46.51%	571	877	1,423,736	2,185,577	25,444,191	39,059,378
20 SOUTH AFRICA / AFRIQUE DU SUD	0.193%	ZAR	10,470,425	120,503,384	55.69%	46.51%	125	1,435	-	-	10,470,549	120,504,819
21 SPAIN / ESPAGNE	3.000%	EUR	162,535,016	182,521,946	46.79%	46.51%	2,426	2,725	459,548	516,058	162,996,990	183,040,729
22 SWEDEN / SUEDE	4.354%	SEK	235,870,974	2,631,697,375	57.40%	46.51%	4,229	47,190	18,913,898	211,029,165	254,789,102	2,842,773,730
23 SWITZERLAND / SUISSE	2.466%	USD	133,596,312	205,083,698	47.49%	46.51%	3,172	4,870	12,139,068	18,634,683	145,738,551	223,723,250
24 UNITED ARAB.EMIRATES / EMIRATS ARABES UNIS												
25 UNITED KINGDOM / ROYAUME-UNI	14.796%	GBP	801,624,033	794,056,702	90.42%	46.51%	5,816	5,761	32,917,008	32,606,271	834,546,856	826,668,734
26 UNITED STATES OF AMERICA / ETATS-UNIS	8.300%	USD	449,700,283	690,334,904	47.49%	46.51%	12,497	19,184	40,063,919	61,502,123	489,776,699	751,856,211
TOTAL DONOR CONTRIBUTIONS (a) SOUSCRIPTIONS DES DONATEURS	95.15%		5,154,839,653			46.51%	83,060		307,710,285		5,462,632,998	
SUPPLEMENTARY CONTRIBUTIONS (b) SOUSCRIPTIONS SUPPLEMENTAIRES	1.19%		-			-						
TECHNICAL GAP (c) DEFICIT TECHNIQUE	3.67%		262,994,198			93.85%			2,187,094			
REPLENISHMENT LEVEL (d) = (a)+(b)+(c) NIVEAU DE RECONSTITUTION	100.00%		5,417,833,851			46.51%						
ADVANCE COMMITMENT CAPACITY (e) CAPACITE D'ENGAGEMENT ANTICIPE			2,158,000,000			4.61%						
TOTAL RESOURCES - GAP INCLUDED (d)+(e) TOTAL DES RESSOURCES - DEFICIT INCLUS			7,575,833,851			31.50%						
TOTAL RESOURCES - GAP EXCLUDED (d)+(e)-(c) TOTAL DES RESSOURCES - DEFICIT EXCLU			7,312,839,653			30.00%						